



ht 75/60/4

The Scanhugger HT 75/60/4 horizontal feed chipper is ideally suited for cutting rib edgings, slabs and off-cuts to a precise chip. The chipper can be placed in the factory at the source of waste. Operating in-line with a straight- or gang rib saw, it continuously reduces the waste produced and eliminates the handling of slabs and edgings.

Scanhugger HT 75/60/4 tromlehugger er konstrueret til kontinuerlig reduktion af lange fraskær, skaller og kapender til flis. Maskinen monteres med rotor, motor og sold til den ønskede flislængde. Maskinen kan leveres med individuelt tilpasset transportudstyr, vibrende, båndtransportør og doseringsanlæg.



solid steel rotor with
knife wedge mounting system
massiv stålrotor
montering kniv/knivkile



uniform chip
chip size 5-25 mm
ensartet flis
flislængde 5-35 mm

Technical data / Tekniske data.

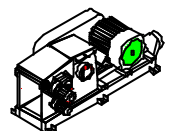
Infeed height/width / Indføringsmål		180 x 730 mm
Rotor diameter / Rotordiameter		Ø 650 mm
No. of knives / Knivantal	*	2/3
Rotor speed / Rotoromdrejninger	**	900 ⁻¹
Infeed speed / Indføringshastighed	**	25-30 m / min.
Main motor / Hovedmotor	**	55 - 110 kW
Screen perforation / Soldperforering	**	20 - 60 mm
Chip length / Flislængde	**	5 - 35 mm
Capacity / Kapacitet	**	1500-6000 kg/hr.
Weight / Vægt		5900 kg

* Depending on rotor and type of knife

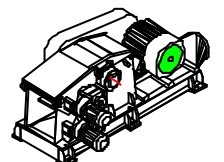
** Depending on motor size, material and screen perforation
Technical alterations reserved/ Ret til tekniske ændringer forbeholdes



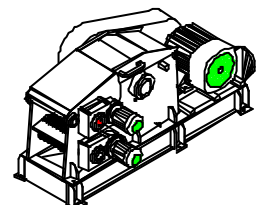
HT 25 SERIE



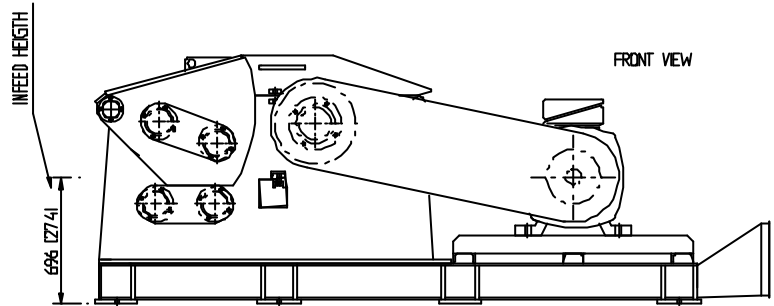
HT 35 SERIE



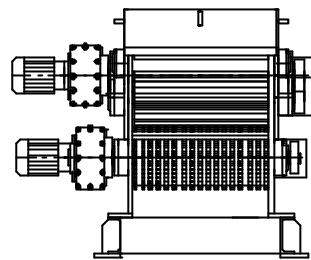
HT 45 SERIE



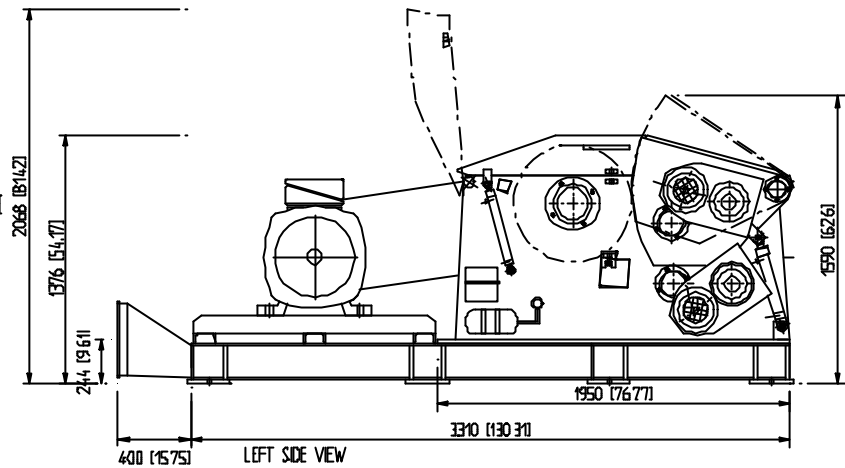
HT 60 SERIE



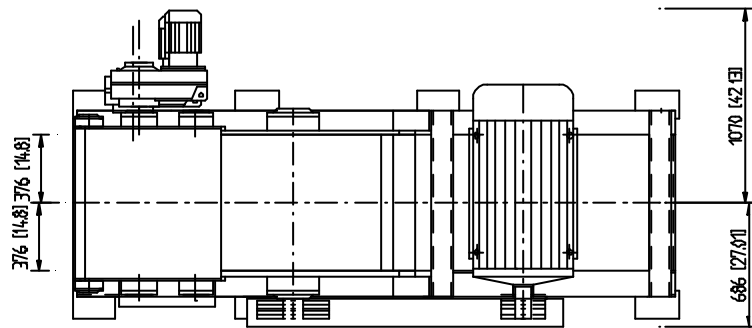
RIGHT SIDE VIEW



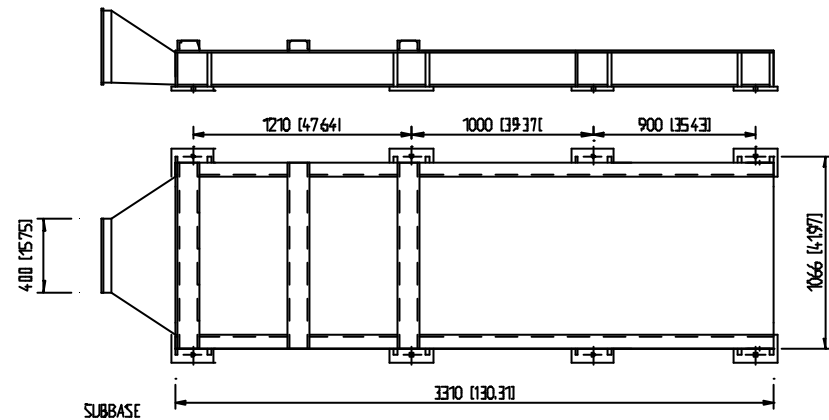
FRONT VIEW



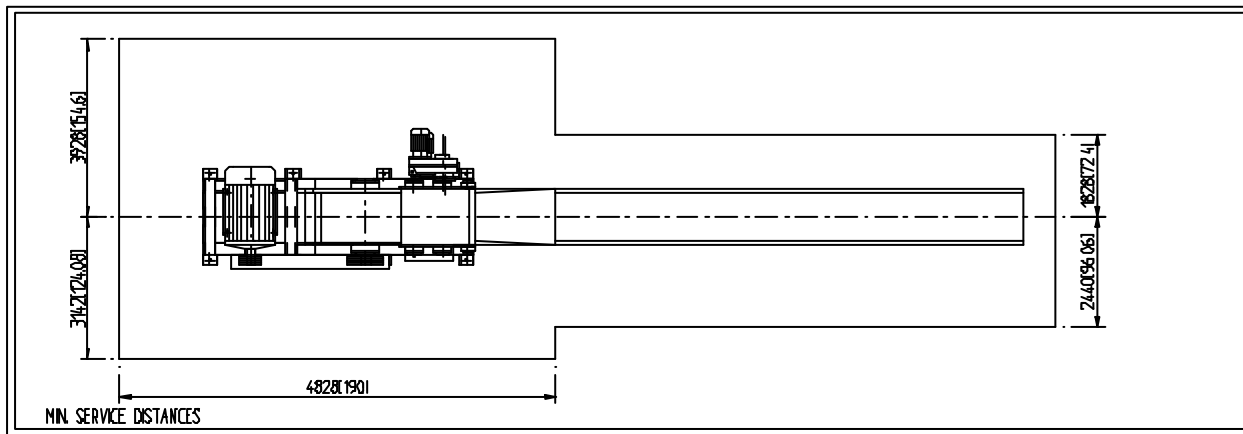
LEFT SIDE VIEW



TOP VIEW



SUBBASE



STANDARD CONFIGURATION FOR MOTOR MOUNTED ON RIGHT SIDE
MOTOR MOUNTED LEFT SIDE MIRROR THE MACHINE
DIMENSIONS IN MM(INCHES)
REFER TO MACHINE DESCRIPTION FOR FURTHER INFORMATION

ALL DIMENSIONS ARE APPROXIMATE
MAIN MOTOR FRAME SIZE
MAIN MOTOR HP/VOLTAGE
GEARMOTOR 1 TYPE/HP
GEARMOTOR 2 TYPE/HP
SUBBASE
SCREEN SIZE
INFEED CONVEYOR

FIGURE	Model	Mod	Revised	Sign	Formal	Scale	Remarks	Drawn by	Checked by
<p>HYDRATRAK A/S MC 2000 10000000 P.O. BOX 100 7000 SLETTEN</p>								Title	
								<p>Other figures, all also known after job order unless other given numbering for treatment This drawing is not to be copied, printed or to be available in any way without our specific permission</p>	